



# BOWELL BCRI VERGE FLAIL MOWER

For Mid-sized Tractors With CAT II. 3-Point-Hitch



FREE DELIVERY  
★ ★ ★ ★ ★  
**FREE DELIVERY**  
★ ★ ★ ★ ★  
FREE DELIVERY

- ✚ With hydraulic swivel arm
- ✚ Up to a grass height of approx. 100 cm
- ✚ 180 / 200 cm working width
- ✚ For 50 - 80 HP tractor





# BOWELL BCRI FOR CAT-II TRACTORS

Heavy duty embankment / verge flail mower with hydraulic swivel arm for medium and larger tractors with 50 hp to 80 hp engines with CAT II 3-point hitches.



Hydraulic  
swivel arm

24 months  
Warranty

12 months for commercial customers



comer industries



inklusive

€ from 3.398



The Bowell BCRI-embankment flail mowers complies with all safety regulations and is CE tested following the 2006/42/EC machine directive.

## Working widths of 180 cm and 200 cm

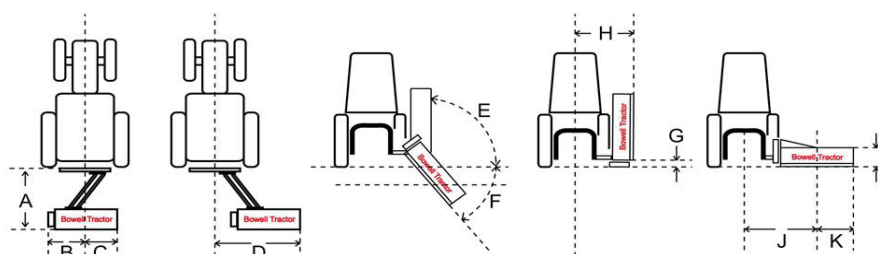
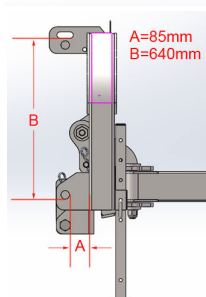
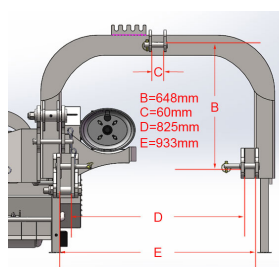
**The Bowell BCRI verge flail mower series is equipped with a large and extremely powerful transmission made by the famous italian factory Comer, making this embankment mower the perfect choice for medium and larger tractors. These professional mowers come with working widths of up to 200 cm and a hydraulic swivel arm for maximum flexibility and a mowing range angle from -60° to +90°.**

- 1 SKF ball bearing mounted rotor shaft.
- 2 Reinforced Cat-2 3-point hitch.
- 3 Perfectly placed counter knives for optimal shredding results.
- 4 Crash protection device for more safety.
- 5 2 L transmission gear oil included.
- 6 Easy testing of belt tension.



# Technical Specifications Bowell BCRI Verge Mower

DATA	BCRI-180	BCRI-200
Dimension (LxWxH)	2257 x 900 x 1020 mm	2457 x 900 x 1020 mm
Total weight incl. PTO shaft	718 kg	755 kg
Working width	1800 mm	2000 mm
Adjustable mowing height	20 – 75 mm	
Recommended grass height	< 100 cm	
Hydraulic side movement	1540 mm	
Max. reach to the right from middle of tractor	3005 mm	3205 mm
Max. reach from middle of tractor	1907mm (in 90° position for hedge trimming)	
Verge mowing angle	-60° bis 90°	
3-point hitch tractor	Cat II	
PTO shaft	540 RPM clockwise	
Length of PTO shaft (min.)	1800 mm	
Length of hydraulic pipes	1800 / 2030 / 3080 / 3350 mm	
Work performance (approx.)	6000 - 15000 m <sup>2</sup> /h	7000 - 17000 m <sup>2</sup> /h
No. of belts / width	4 / 17 mm	4 / 17 mm
Recommended tractor engine power	50-80 HP	50-80 HP
Mower body thickness	5 mm	
Slide wall thickness	6 mm	
Painting	powder coating	
Flail type	Hammer	
No. of flails (seperately exchangeable)	16	18
Flail weight	1300 g	
Rotor shaft RPM	2150	
Rotor shaft diameter / wall strength	127 mm / 8 mm	
Rear roller diameter / wall strength	194 mm / 6 mm	
Wooden transport box (LxWxH)	242 x 113 x 110 cm	262 x 113 x 110 cm



	A(mm)	B(mm)	C(mm)	D(mm)	E(°)	F(°)	G(mm)	H(mm)	I(mm)	J(mm)	K(mm)
BCRI180	1940	761	1496	3005	90°	60°	448	1907	433	1969	1036
BCRI200	1940	761	1696	3205	90°	60°	448	1907	433	1969	1236





## ONLINE-SHOP FOR TRACTOR ATTACHMENTS

Flail Mower, Verge Mower, Power Sprayer, Boom Sprayer, Back Hoe and Snow Blades



### Contact

Telefon: + 49 (0) 4188 4444 773

E-mail: [info@bowell-tractor.com](mailto:info@bowell-tractor.com)

V&B Europe GmbH

Am Flidderberg 74

D-21256 Handeloh - Germany