



BOWELL BCRL VERGE FLAIL MOWER

For Small Tractors With CAT I. 3-Point-Hitch



- ✚ With hydraulic swivel arm
- ✚ Up to a grass height of approx. 45 cm
- ✚ 115 to 155 cm working width
- ✚ For 15 - 40 HP tractor



BOWELL BCRL FOR SMALL TRACTORS

Light weight embankment/verge flail mower with hydraulic swivel arm for maximum flexibility. Suitable for small tractors with 15 hp to 40 hp and CAT I. 3-point hitch.



Hydraulic
swivel arm

24 months
Warranty

12 months for commercial customers



inklusive

€ ab 1.498



The Bowell BCRL-embankment flail mowers complies with all safety regulations and is CE tested following the 2006/42/EC machine directive.

Working widths of 115 - 155 cm

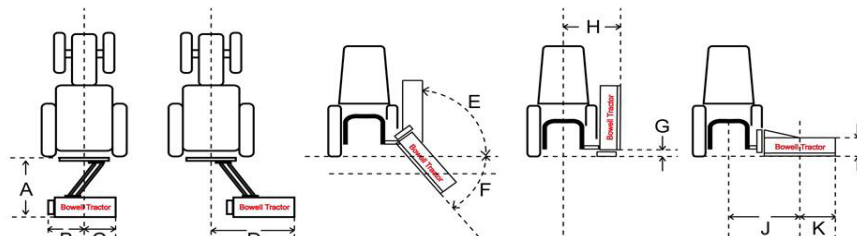
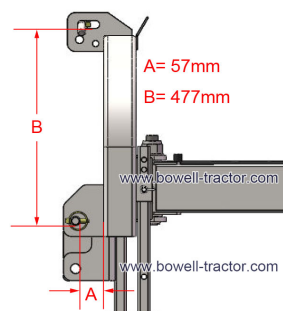
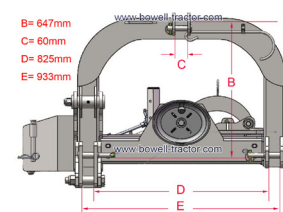
The light weight Bowell BCRL verge flail mower series is specially designed for small and medium tractors. These professional mowers come with working widths of up to 155 cm and a hydraulic swivel arm for maximum flexibility and a mowing range angle from -40° to +90°. Their weight of only 270 to 325kg make them the perfect for small tractors.

- 1 SKF ball bearing mounted rotor shaft.
- 2 Reinforced Cat-1 3-point hitch with optional Cat-2 bushings.
- 3 Perfectly placed counter knives for optimal shredding results.
- 4 Crash protection device for more safety.
- 5 2L transmission gear oil included.
- 6 Forged 400gr flail hammers.



Technical Specifications Bowell BCRL Flail Mower

DATA	BCRL-115	BCRL-135	BCRL-155
Dimension (LxWxH)	1321 x 840 x 610 mm	1521 x 840 x 610 mm	1721 x 840 x 610 mm
Total weight incl. PTO shaft	271 kg	287 kg	325 kg
Working width	1150 mm	1350 mm	1550 mm
Adjustable mowing height	20 – 60 mm		
Recommended grass height	< 45 cm		
Hydraulic side movement	847 mm		
Max. reach to the right from middle of tractor	1603 mm	1803 mm	2003 mm
Max. reach from middle of tractor	1149mm (in 90° position for hedge trimming)		
Verge mowing angle	-40° bis 90°		
Tractor 3-point-hitch	Cat I (Cat II bushings optional)		
PTO shaft	540 RPM clockwise		
PTO shaft length (min.)	1500 mm		
Hydraulic pipe length	1800 / 2030 / 3080 / 3350 mm		
Work performance (approx.)	4600 - 9200 m ² /h	5400 - 10800 m ² /h	6200 - 12400 m ² /h
No. of belts / width	2 / 17 mm	2 / 17 mm	3 / 17 mm
Recommended tractor engine power	15-25 HP / 11-18 KW	20-30 HP / 15-22 KW	25-40 HP / 18-30 KW
Mower body thickness	4 mm		
Side wall thickness	6 mm		
Painting	powder coating		
Flail type	hammer		
No. of flails (seperately exchangeable)	24	24	30
Flail weight	400 g		
Rotor shaft RPM	2000		
Rotor shaft diameter / wall strength	76 mm / 8 mm		
Rear roller diameter / wall strength	102 mm / 5 mm		
Wooden transport box (LxWxH)	140 x 80 x 71cm	160 x 80 x 71 cm	180 x 80 x 71 cm



	A(mm)	B(mm)	C(mm)	D(mm)	E(°)	F(°)	G(mm)	H(mm)	I(mm)	J(mm)	K(mm)
BCRL115	1579	565	756	1603	90	40	350	1149	323	1246	358
BCRL135	1579	565	956	1803	90	40	350	1149	323	1246	557
BCRL155	1579	565	1156	2003	90	40	350	1149	323	1246	758



ONLINE-SHOP FOR TRACTOR ATTACHMENTS

Flail Mower, Verge Mower, Power Sprayer, Boom Sprayer, Back Hoe and Snow Blades



Contact

Telefon: + 49 (0) 4188 4444 773

E-mail: info@bowell-tractor.com

V&B Europe GmbH

Am Flidderberg 74

D-21256 Handeloh - Germany