



BOWELL BCRS VERGE FLAIL MOWER

For Medium And Larger Tractors With CAT II. 3-Point-Hitch



- ✚ With hydraulic swivel arm
- ✚ Up to a grass height of approx. more than 100 cm
- ✚ 180 / 200 / 220 cm working width
- ✚ For 60 - 120 HP tractor
- ✚ Double PTO shaft system



BOWELL BCRS FOR LARGER TRACTORS

Heavy duty embankment / verge flail mower with double PTO shaft system and hydraulic swivel arm for medium and larger tractors with 60 hp to 120 hp engines with CAT II 3-point hitches.



Hydraulic
swivel arm

24 months
Warranty

12 months for commercial customers



€ from 4.198



The Bowell BCRS-embankment flail mowers complies with all safety regulations and is CE tested following the 2006/42/EC machine directive.

Working widths of 180 / 200 and 220 cm

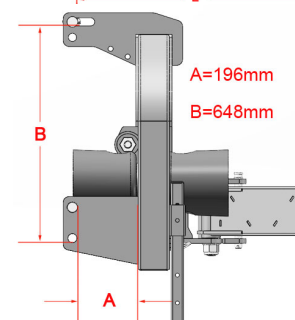
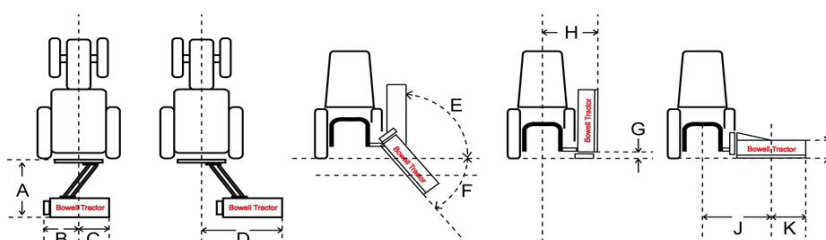
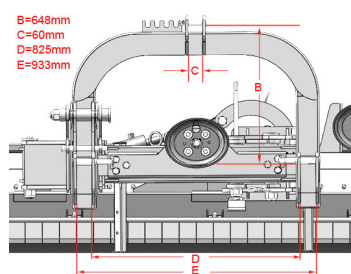
The Bowell BCRS verge flail mower series is equipped with a large and extremely powerful transmission made by the famous italian factory Comer, making this embankment mower the perfect choice for medium and larger tractors. These professional mowers come with working widths of up to 220cm, a highend double PTO shaft system with wideangle feature and a hydraulic swivel arm for maximum flexibility and a mowing range angle from -60° to +90°.

- 1 SKF ball bearing mounted rotor shaft.
- 2 Reinforced Cat-2 3-point hitch and bushings for medium and larger tractors.
- 3 Perfectly placed counter knives for optimal shredding results.
- 4 Crash protection device for more safety.
- 5 2 L transmission gear oil included.
- 6 Easy testing of belt tension.
- 7 Double PTO shaft system with wide-angle feature (no contact to 3-point-hitch possible)



Technical Specifications Bowell BCRS Verge Mower

DATA	BCRS-180	BCRS-200	BCRS-220
Dimension (LxWxH)	1998 x 900 x 1020 mm	2198 x 900 x 1020 mm	2398 x 900 x 1020 mm
Total weight incl. PTO shaft	792 kg	827 kg	862 kg
Working width	1800 mm	2000 mm	2200 mm
Adjustable mowing height	20 – 75 mm		
Recommended grass height	< 100 cm		
Hydraulic side movement	1948 mm		
Max. reach to the right from middle of tractor	3005 mm	3205 mm	3405 mm
Max. reach from middle of tractor	1907 mm (in 90° position for hedge trimming)		
Verge mowing angle	-60° bis 90°		
3-point hitch tractor	Cat II		
PTO shaft	540 RPM clockwise (1000 rpm optional)		
Length of PTO shafts (min.)	1000 mm / 1800 mm (wide angle PTO)		
Length of hydraulic pipes	2800 / 3000 / 4100 / 4200 mm		
Work performance (approx.)	6000 - 15000 m ² /h	6200 - 12400 m ² /h	8000 - 20000 m ² /h
No. of belts / width	4 / 17 mm		
Recommended tractor engine power	50-80 HP	50-80 HP	60-90 HP
Mower body thickness	5 mm		
Side wall thickness	6 mm		
Painting	powder coating		
Flail type	hammer		
No. of flails (seperately exchangeable)	16	18	20
Flail weight	1300 g		
Rotor shaft RPM	2150		
Rotor shaft diameter / wall strength	127 mm / 8 mm		
Rear roller diameter / wall strength	194 mm / 6 mm		
Wooden transport box (LxWxH)	220 x 113 x 110 cm	240 x 113 x 110 cm	260 x 113 x 110 cm



	A(mm)	B(mm)	C(mm)	D(mm)	E(°)	F(°)	G(mm)	H(mm)	I(mm)	J(mm)	K(mm)
BCRS180	2625	1031	967	2915	90	60	350	2022	476	2165	750
BCRS200	2625	1031	1167	3115	90	60	350	2022	476	2165	950
BCRS220	2625	1031	1367	3315	90	60	350	2022	476	2165	1150



ONLINE-SHOP FOR TRACTOR ATTACHMENTS

Flail Mower, Verge Mower, Power Sprayer, Boom Sprayer, Back Hoe and Snow Blades



Contact

Telefon: + 49 (0) 4188 4444 773

E-mail: info@bowell-tractor.com

V&B Europe GmbH

Am Flidderberg 74

D-21256 Handeloh - Germany